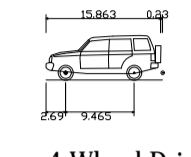


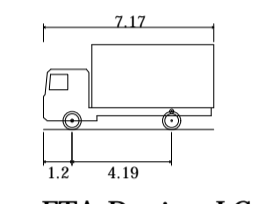
- Contractors must check all dimensions on site. Only figured dimensions are to be worked from. Discrepancies must be reported to the Architect or Engineer before proceeding. © This drawing is copyright
- Reproduced from OS Sitemap © by permission of Ordnance Survey® on behalf of The Controller of Her Majesty's Stationary Office. © Crown copyright 2008. All rights reserved. Licence number 100007126.

Car Tracking (Plot 19)

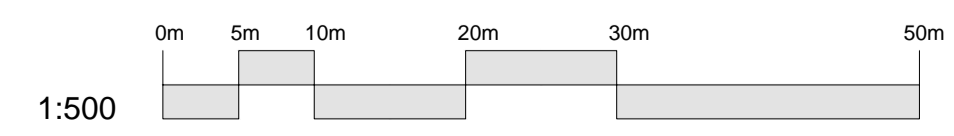


4 Wheel Drive Car
 Overall Length 16.093m
 Overall Width 6.591m
 Overall Body Height 6.146m
 Min Body Ground Clearance 0.877m
 Max Track Width 5.961m
 Lock-to-lock time 4.00s
 Curb to Curb Turning Radius 18.783m

Delivery Vehicle Tracking



FTA Design LG Rigid Vehicle
 Overall Length 7.170m
 Overall Width 2.300m
 Overall Body Height 3.580m
 Min Body Ground Clearance 0.375m
 Track Width 2.120m
 Lock-to-lock time 3.00s
 Curb to Curb Turning Radius 7.000m



Revision	Description	Drawn	Checked	Date
Preliminary	Information	Tender	Construction	As Built

Woods Hardwick
 Architects, Engineers and Development Consultants

Title: Land off Hillfoot Road Shillington
 Details: 19 Units - With Highway Amendments - Additional Tracking (Service/Delivery Vehicle and Car tracking for plot 14)
 Scale: 1:500@A1 Date Feb 2019 Drawn CM Chk GS

15-17 Goldington Road
 Bedford MK40 3NH
 United Kingdom
 T. +44 (0)1234 288862
 F. +44 (0)1234 353034
 mail@woodshardwick.com
 www.woodshardwick.com

Please consider the environment before printing this drawing

17549/4007